



16745 - 111 AVENUE  
EDMONTON, AB  
T5M 2S4  
1-855-481-9473  
[info@righttracksystemsinc.com](mailto:info@righttracksystemsinc.com)

# TA SERIES

## TANDEM AXLE TRACK

### CONVERT YOUR CONVENTIONAL TANDEM TRUCK EQUIPMENT INTO ALL TERRAIN TRACK UNITS

The Right Track **TA SERIES** Tandem axle track sets are designed to fit over existing tires and can be installed quickly and easily without tire or wheel removal. Rear track sets dramatically increase the ground footprint and reducing the trucks ground pressure and improving the traction capabilities

#### EASY TO INSTALL

wrap around tracks transform your Truck into all terrain machines with a simple 30lb tire deflation

#### ADAPTABLE

Track sets can be configured for multiple axle spacings and tire sizes that can install easily on truck or trailer tandem axles

#### EASY MAINTENANCE

Easily replaceable components allow you to maximize on your investment

#### REDUCED GROUND PRESSURE

Spreading the load out over a wider area lets your stay up on top of soft ground without sinking. wide tracks provide less rolling resistance giving your truck more power and traction in soft ground situations.

#### KEEP WORKING

The TA Series tracks provide all the floatation and traction you need to power through deep mud, travel over sensitive ground areas without damaging them, run through sand like it was a paved highway or dive into the deep snow or slippery ice

#### TRACTION

Our heavy customizable designs offer multiple cleat options to handle a wide variety of terrains. specialized grouzers can be added and removed to suit ice and hard rock applications.

#### MAXIMIZE YOUR RETURNS

Meet customer demands with the **Right Track** **floatation** and **traction** solution and maximize your equipments use in off-road applications.

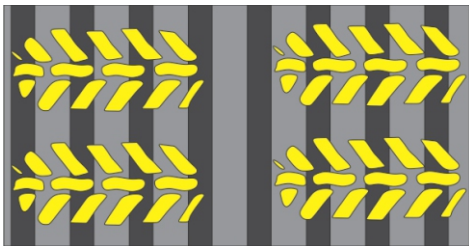




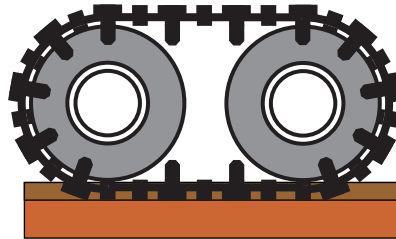
16745 - 111 AVENUE  
EDMONTON, AB  
T5M 2S4  
1-855-481-9473  
info@righttracksystemsinc.com

# TA SERIES

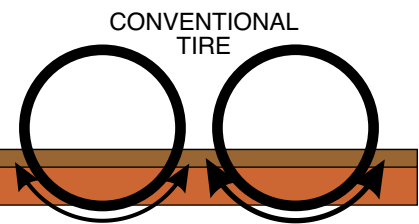
## TANDEM AXL TRACK




Larger footprint increases footprint area by as much as 500%



Increase foot print lets machine float over soft ground reducing rolling resistance and drag



Tires sink in soft ground axles drag and truck bogs down



Heavy Urethane treads are designed for all terrain

Heavy rubber belting protect tires

Replaceable Components

Rugged steel guides on sides of each tire keep tracks on even on steep

tracks eject mud as they go ensuring unit maintains maximum traction



Optional removable cleats for ice and hard rock applications see CLEAT OPTIONS for more information

